

# QWi | WATER DATA

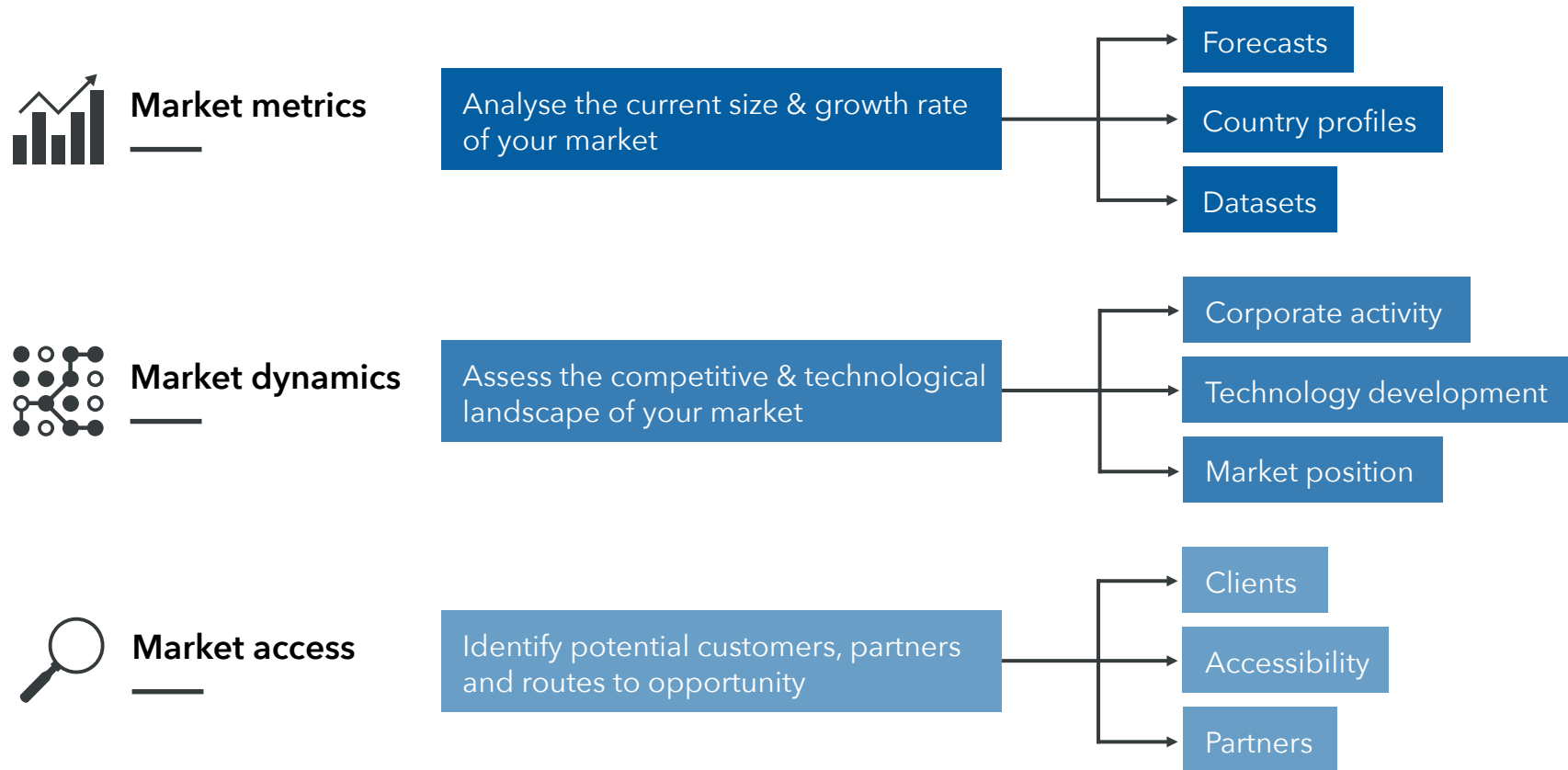
The most comprehensive and intuitive market intelligence platform for the global water sector



## QWI WaterData is QWI's market intelligence platform.

Offering the richest, most accurate and timely information service for validating strategy in the international water market.

The platform has already become the backbone of strategy planning for water sector professionals and executives, who rely on it for 3 key business functions:



## 1 Market metrics



Analyse the current size & growth rate of your market

### Forecasts

Utility capex & opex  
Industrial capex & opex  
Digital  
Technologies  
Equipment  
Applications  
Chemicals

### Country Profiles

35+ detailed profiles  
60+ snapshot profiles

### Datasets

Resources - third party datasets  
Relevant third party industrial data  
Corporate financial results



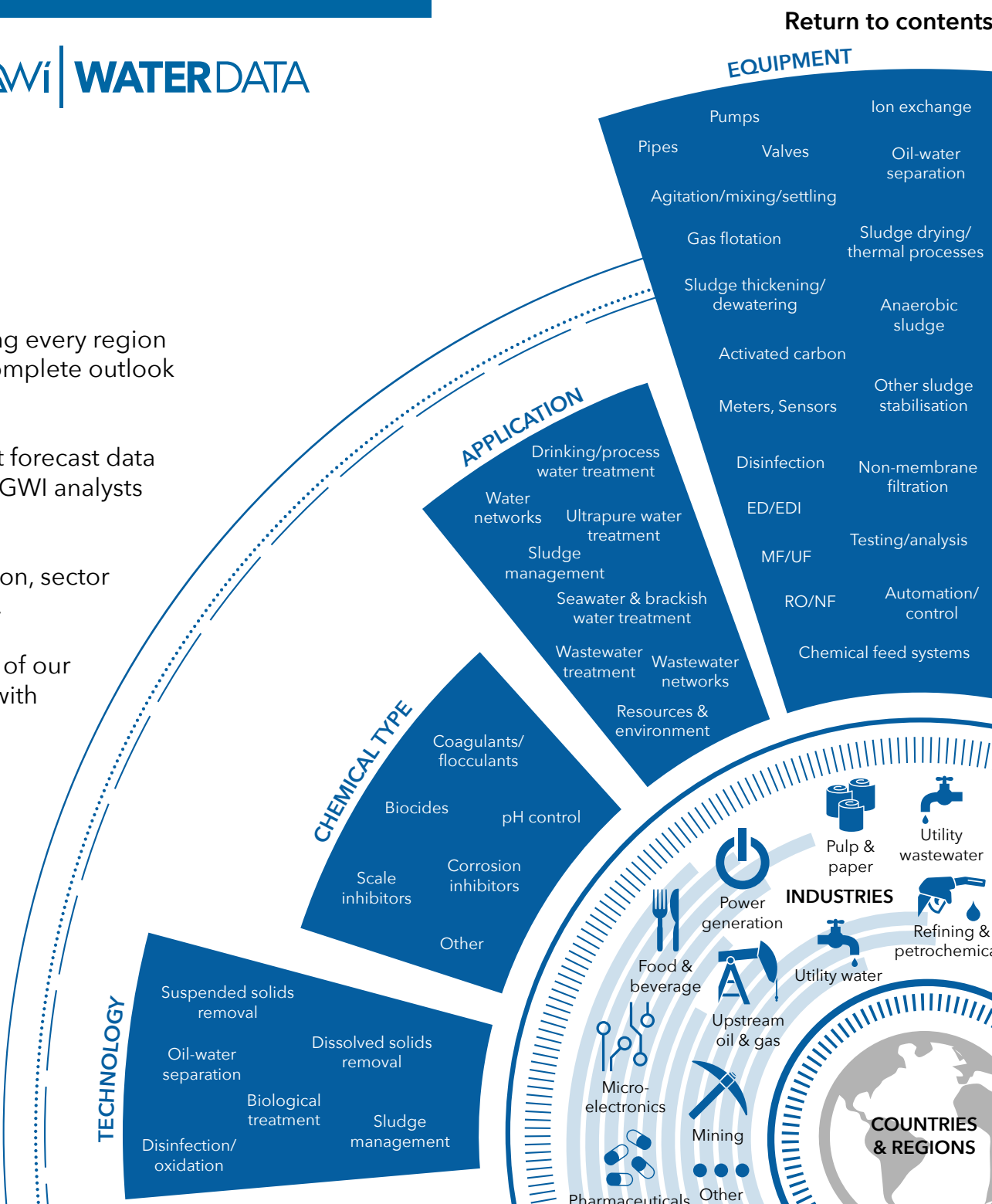
Forecasting the world’s water markets.  
Updating you with the latest intelligence.

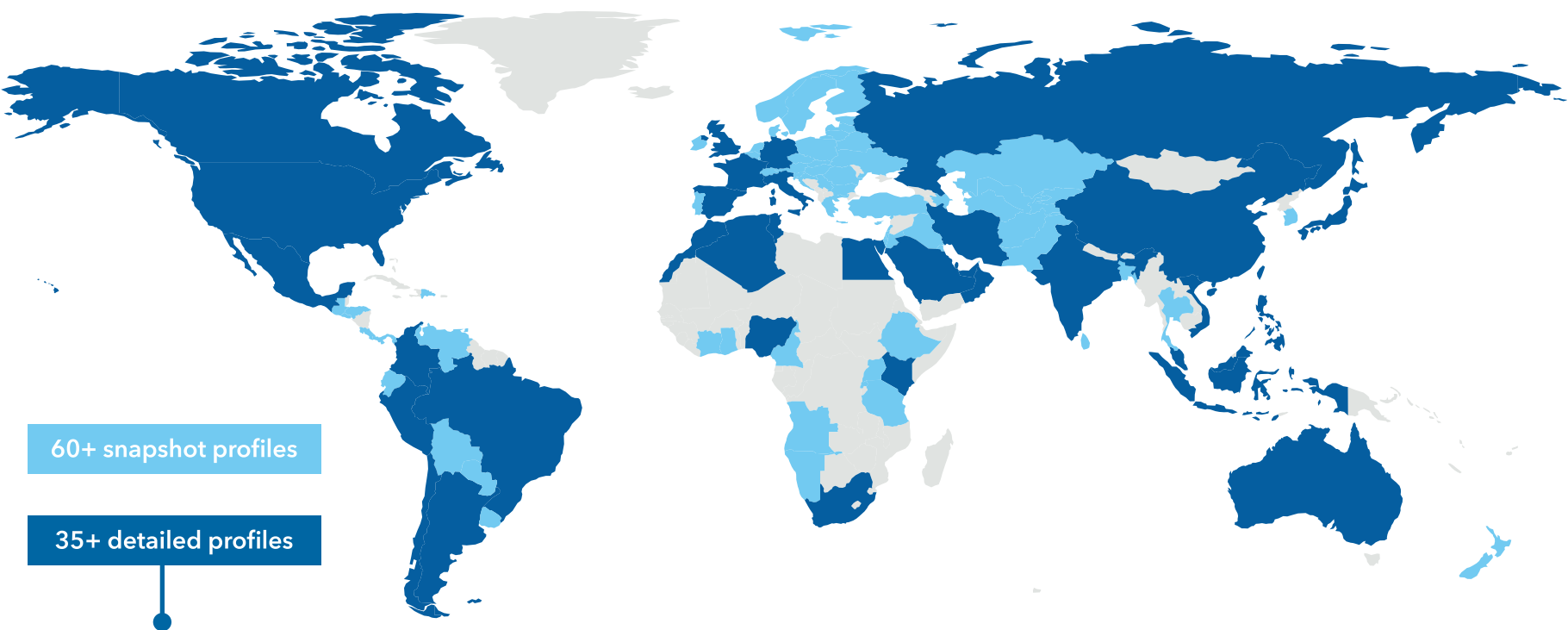
Access 2019 – 2024 global water market forecasts, covering every region and providing you with a dynamic, more advanced and complete outlook for your core markets and industry sectors.

Enhance your business decisions with global water market forecast data provided on one platform and updated by our dedicated GWI analysts as crucial developments emerge.

Utility and Industrial CAPEX & OPEX forecasts split by region, sector and segment, keeping you on track with your key markets.

Every forecast chart is accompanied by clear explanations of our methodology and definitions of our categories, together with links to any relevant external datasets.





East Asia / Pacific

- Australia
- China (Mainland)
- Indonesia
- Japan
- Malaysia
- Philippines
- Singapore
- Taiwan
- Vietnam

Latin America

- Argentina
- Brazil
- Chile
- Colombia
- Mexico
- Peru

North America

- Canada
- United States

Southern Asia

- India

Europe / Central Asia

- France
- Germany
- Italy
- Russia
- Spain
- United Kingdom

Africa

- Algeria
- Egypt
- Kenya
- Morocco
- Nigeria
- South Africa
- Tunisia

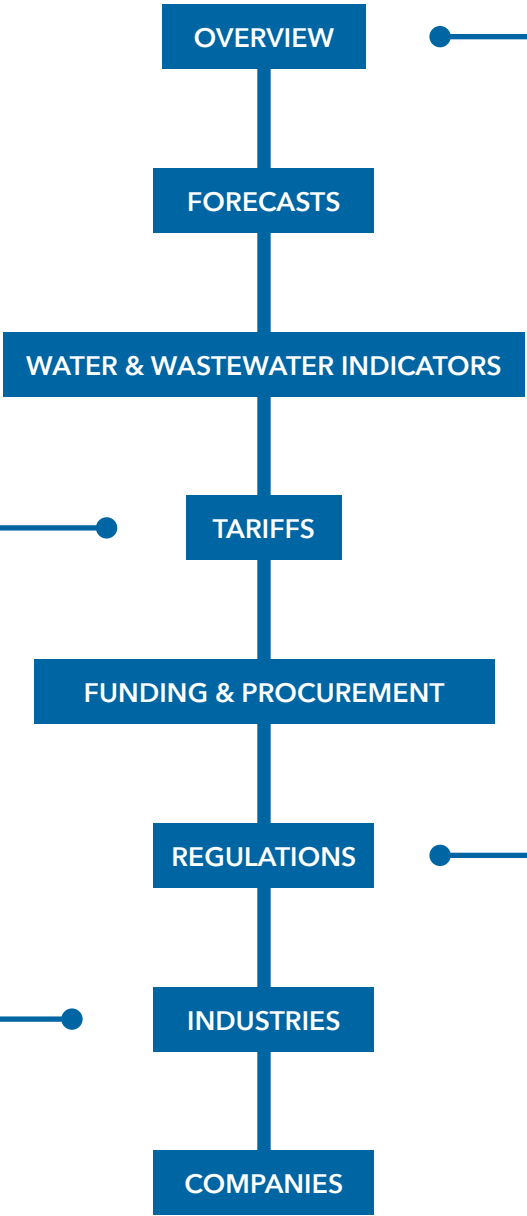
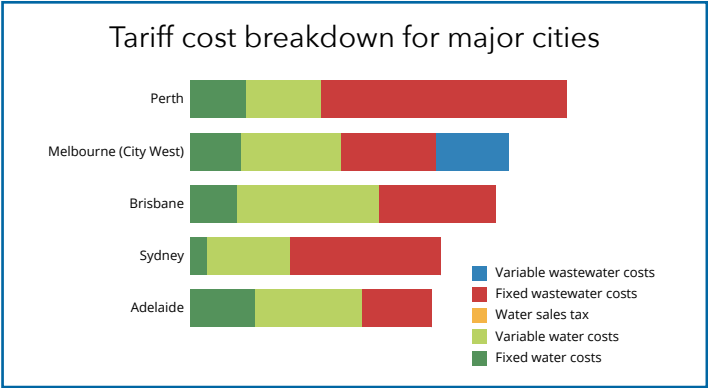
Middle East

- Iran
- Oman
- Qatar
- Saudi Arabia
- United Arab Emirates

Detailed country profiles

Explore granular market data for each country, alongside analysis of market dynamics, emerging market opportunities and challenges.

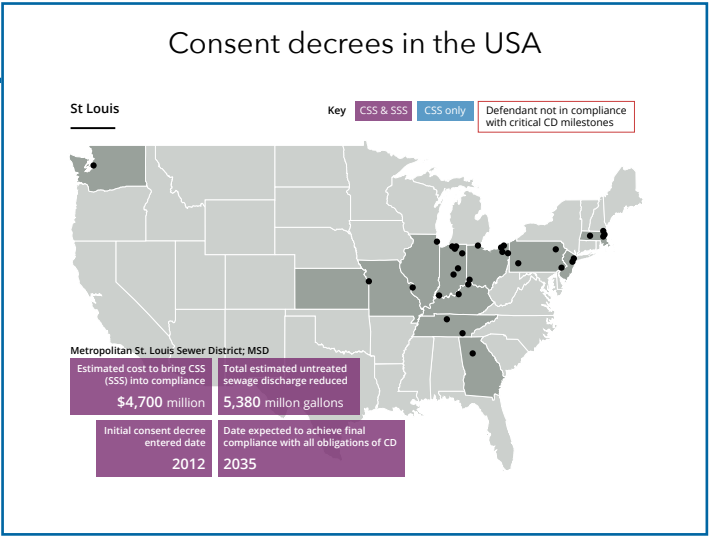
You have all the resources you need to plan, validate and execute your strategy.



Top market opportunities

India's economy, already the world's sixth largest, is also one of the world's fastest growing, with year-on-year growth projected by World Bank to reach 7.5% in 2019. With an estimated 600 million people facing high-to-extreme water stress and environmental pollution an increasingly politicised issue - in part a result of the activism of the National Green Tribunal (NGT) - the market offers opportunities for players across the water sector...

- WASTEWATER TREATMENT BUILDOUT ^
- 24/7 WATER SUPPLY PROJECTS v
- THE RISE OF REUSE v
- INDUSTRIAL OPPORTUNITIES v
- NEW DESALINATION MARKETS v
- DECENTRALISED WASTEWATER TREATMENT v

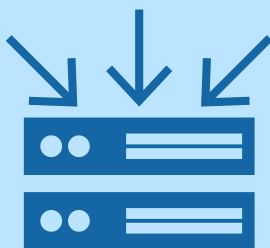




### You need more than just static data and analysis from one source to formulate a robust strategy.

By bringing GWI's renowned forecasts and databases together with regular analyst updates and third-party datasets to provide the rationale behind our data, GWI WaterData will revolutionise the way you work and save you days of research.

Access comprehensive government, institutional & financial datasets on one single platform




Find local-level, translated datasets for foreign markets

住房和城乡建设部



Ministry of Housing & Urban-Rural Development

Download datasets from GWI WaterData to excel



## 2 Market dynamics



Assess the competitive & technological landscape of your market

### Corporate activity

Companies dashboard

3,500+ mergers & acquisitions

Technology investment data

Market players & partnerships  
in the smart water market

### Technology development

Technology trends &  
market spotlights

Emerging & established  
technologies by tech type

### Market position

Market maps by technology

Top 50 private water operators

Top 50 project developers

Top 100 third party equity investors  
in water infrastructure

1,600+ company profiles

3,000+ PSP Projects

Local & foreign players by country

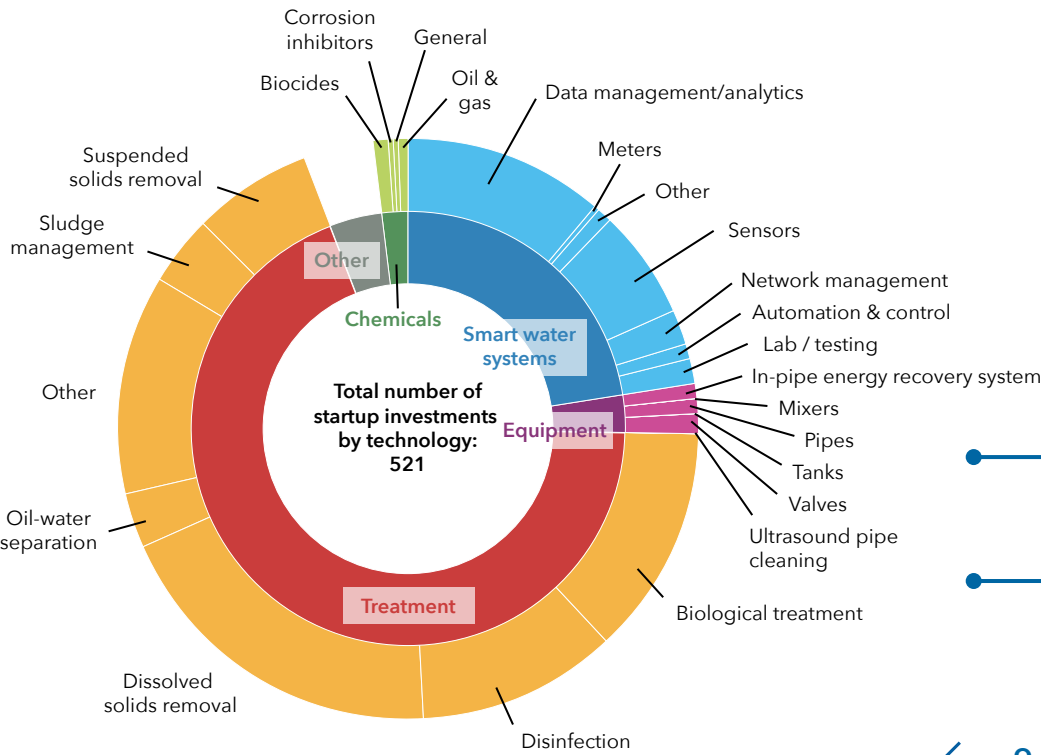
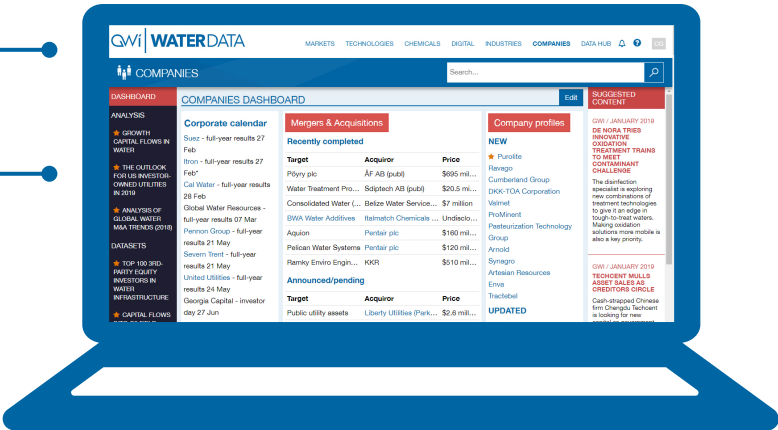
Market players by industry

Competitive intelligence. Scope out major players & get the story behind corporate shake-ups.

Beat the competition by accessing crucial market intelligence sooner. GWI WaterData's Companies Dashboard features a corporate calendar, M&A tracker and new & updated company profiles. Navigate from the dashboard to access detailed analysis of corporate activity and key datasets, delivering deeper insight into emerging trends, finance flows and strategic developments.

Companies dashboard

3,500+ mergers & acquisitions



Technology investment data

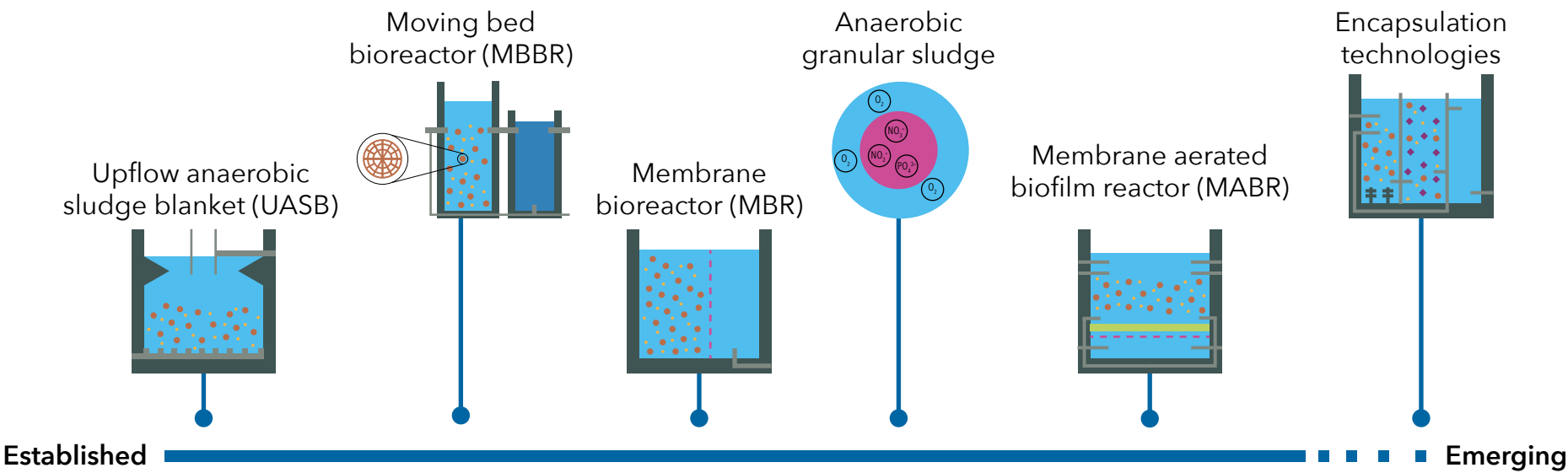
Market players & partnerships in the smart water market

Keep your company at the cutting-edge.

GW WaterData provides you with regular analyst insights on technology trends, spotlight features on key technology markets and detailed breakdowns of expenditure by technology.

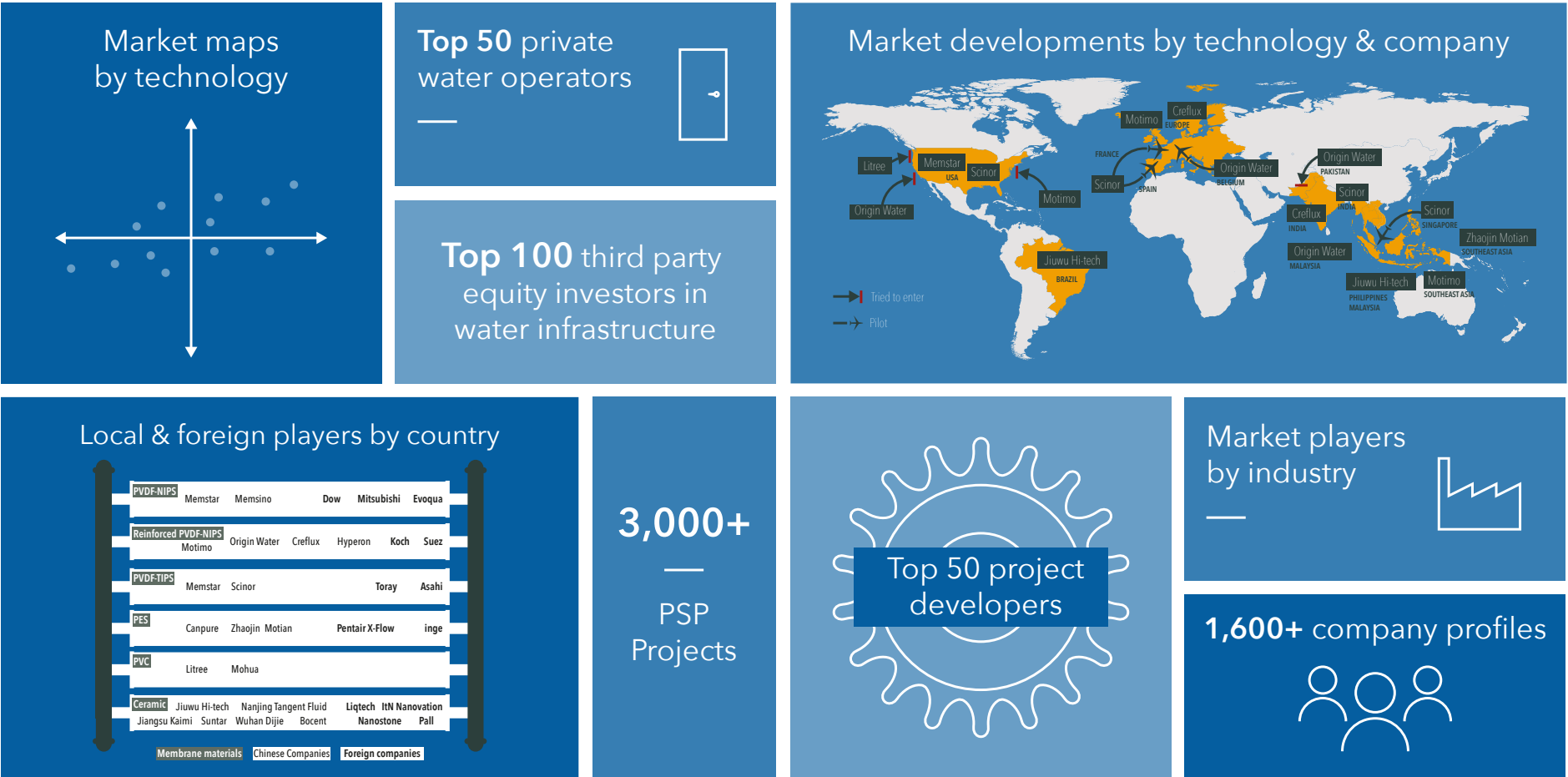
Understand emerging water sector concerns and technology needs, and track the development of new treatment techniques, so your business can be at the forefront of the latest innovations.

Tracking development of biological techniques



Who works where? Chart the competitive landscape of each market with ease.

View global developer and operator rankings and identify the top investors and technology players for water and where they fit in the market. Pinpoint the untapped opportunities and missing market niches.



### 3 Market access



Identify potential customers, partners and routes to opportunity

#### Clients

6,000+ water & wastewater utility profiles

35,000+ water & wastewater treatment plants

Tariff survey

#### COMING SOON

Industrial water users database

1000+ entries

#### Accessibility

Water quality, wastewater and sludge discharge regulations in 40+ countries

Analysis of procurement models in each market

Sector structure and regulation overview for 35+ countries

#### Partners

Profiles on local partners (engineers, EPC contractors, operators)

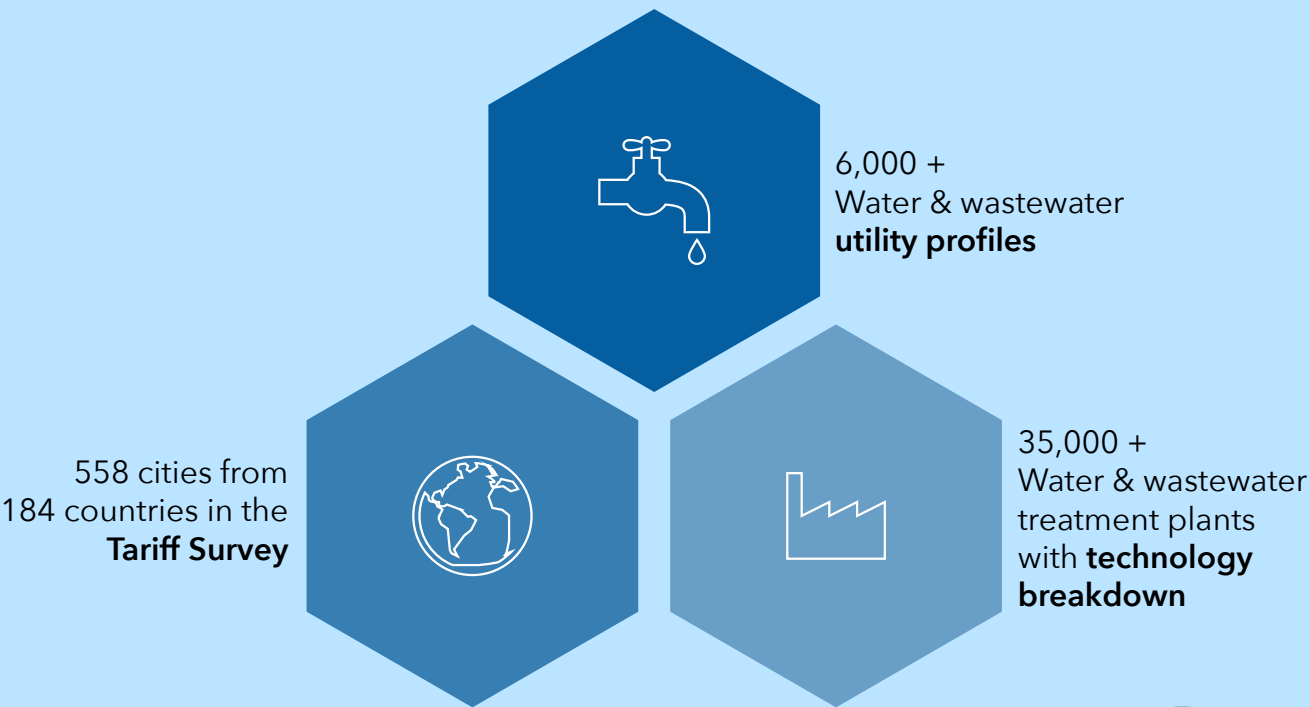
Profiles of technology companies



# Get to know your clients with GWI WaterData.

Pull from data sources across GWI WaterData to get the complete picture of client companies and fully understand their operations, project metrics, and needs.

With thousands of utility and industrial end-user profiles included in GWI WaterData, you can get to know your clients quickly and easily.

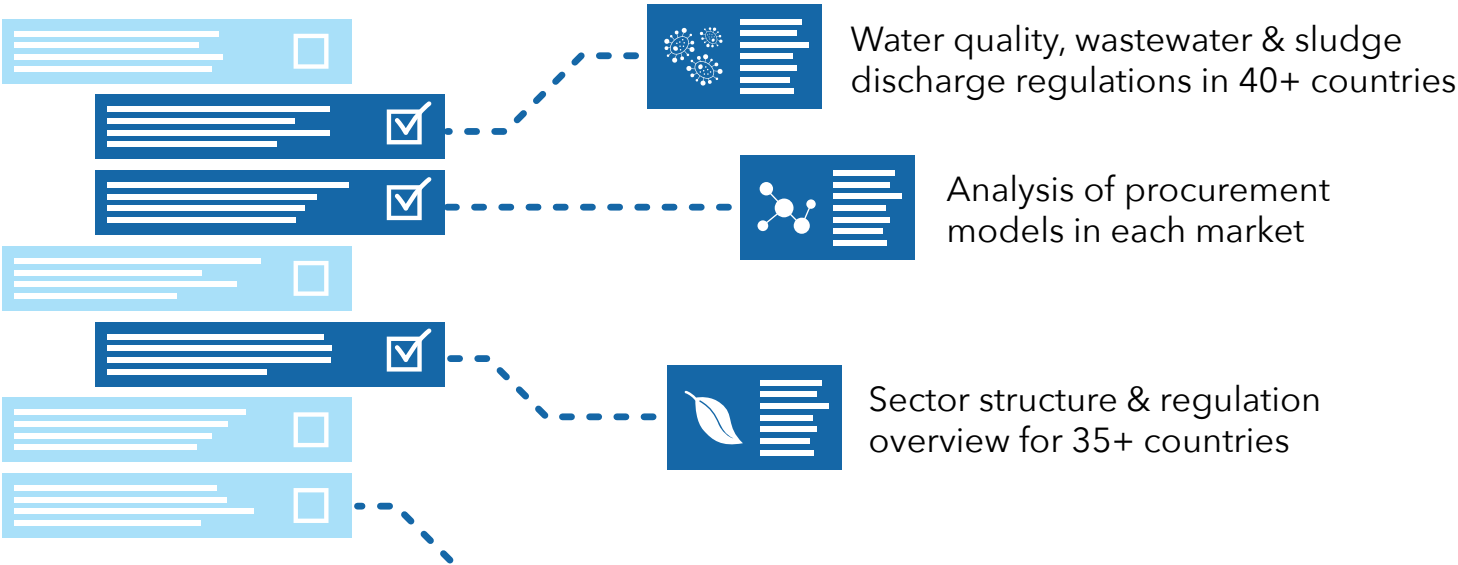


## COMING SOON

Industrial water  
users database  
1000 + entries

Map out your market entry. Find the opportunities emerging from regulation.

Get a detailed view of local market conditions, regulations and procurement models, courtesy of our team of analysts. Find the ideal market for your solutions & expertise and stay up to date with changing finance flows and water sector needs.



Example regulation: **Notification of sewage treatment plant discharge standards (Gazette no. 843, 13th October, 2017)**



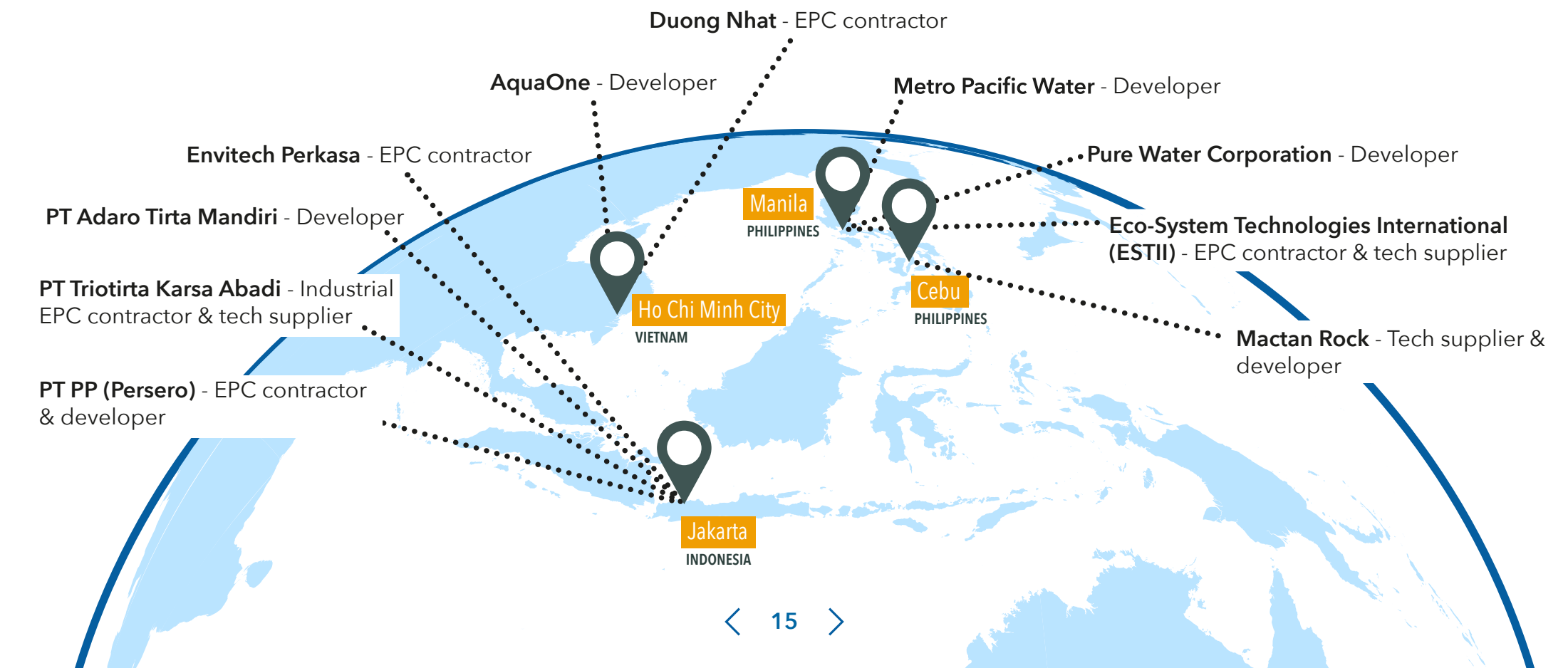
Biochemical oxygen demand <sup>1</sup>	20 mg/l	pH	6.5-9.0 pH
Biochemical oxygen demand <sup>2</sup>	30 mg/l	Total suspended solids <sup>1</sup>	50 mg/l
Faecal coliforms	10 CFU/ml	Total suspended solids <sup>2</sup>	100 mg/l

<sup>1</sup> Metro cities, <sup>2</sup> For discharges anywhere in the country



Build the best partnerships for your business.

With profiles on **local partners** (incl. engineers, EPC contractors, operators) in your target region, and **companies working in specific technology applications**, you'll have everything you need to find the business partners that will take you forward.



## New GWI WaterData Updates for 2020

Just some of the new features and updates published on GWI WaterData recently:

**1,000 technology company profiles**



New and more granular technology forecasts

**New country profile - The Netherlands**



Utilities Dashboard



### Get in touch:



Global Water Intelligence



[salesteam@globalwaterintel.com](mailto:salesteam@globalwaterintel.com)



+44 1865 204208

## Testimonials

“

GWI WaterData provides us with a good overview on the market structure/dynamics, opportunities, technologies, projects and major players in each sector, as well as keeping us informed with latest news and updates. The GWI team has also been supportive and responsive to our questions and inquiries. A great tool to have for the water market.

**Sook Yen, Sibelco**

“

GWI WaterData has a very wide scope. We can see water markets by country or by industries and get a mixed view. Sometimes when we want to know the water market, we will see the market size, grow rate, drivers and constraints, opportunities, competition landscape. GWI WaterData can offer us all of this.

**Christine Yu, Strategy & Business Development Office, Poten**

## Just some of our subscribers:





Learn more about GWl WaterData at **[www.gwiwaterdata.com](http://www.gwiwaterdata.com)**.  
Get in touch at **[sales@globalwaterintel.com](mailto:sales@globalwaterintel.com)** or call us at +(0)1865 204 208  
to arrange your free personalised demonstration.

**[www.gwiwaterdata.com](http://www.gwiwaterdata.com)**