

QWi | WATER DATA

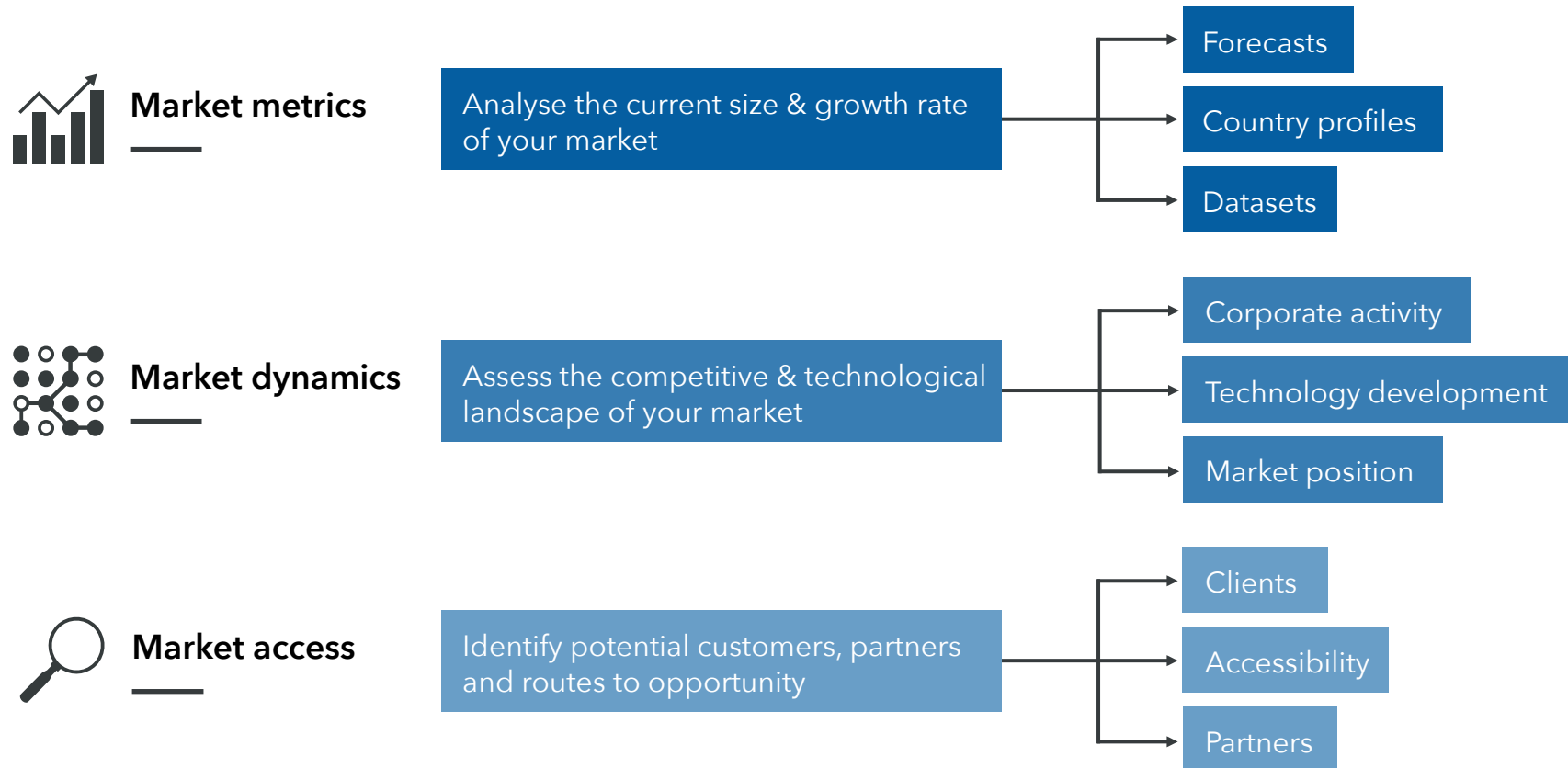
The most comprehensive and intuitive market intelligence platform for the global water sector



QWI WaterData is QWI's market intelligence platform.

Offering the richest, most accurate and timely information service for validating strategy in the international water market.

The platform has already become the backbone of strategy planning for water sector professionals and executives, who rely on it for 3 key business functions:



1 Market metrics



Analyse the current size & growth rate of your market

Forecasts

Utility capex & opex
Industrial capex & opex
Digital
Technologies
Equipment
Applications
Chemicals
9 Industries

Country Profiles

36+ detailed profiles
60+ snapshot profiles

Datasets

Resources - third party datasets
Relevant third party industrial data
Corporate financial results



The Regulations Database is in my opinion very powerful. It creates the opportunity for us and our partners in the supply chain to anticipate new product or process development requirements at a very early stage.

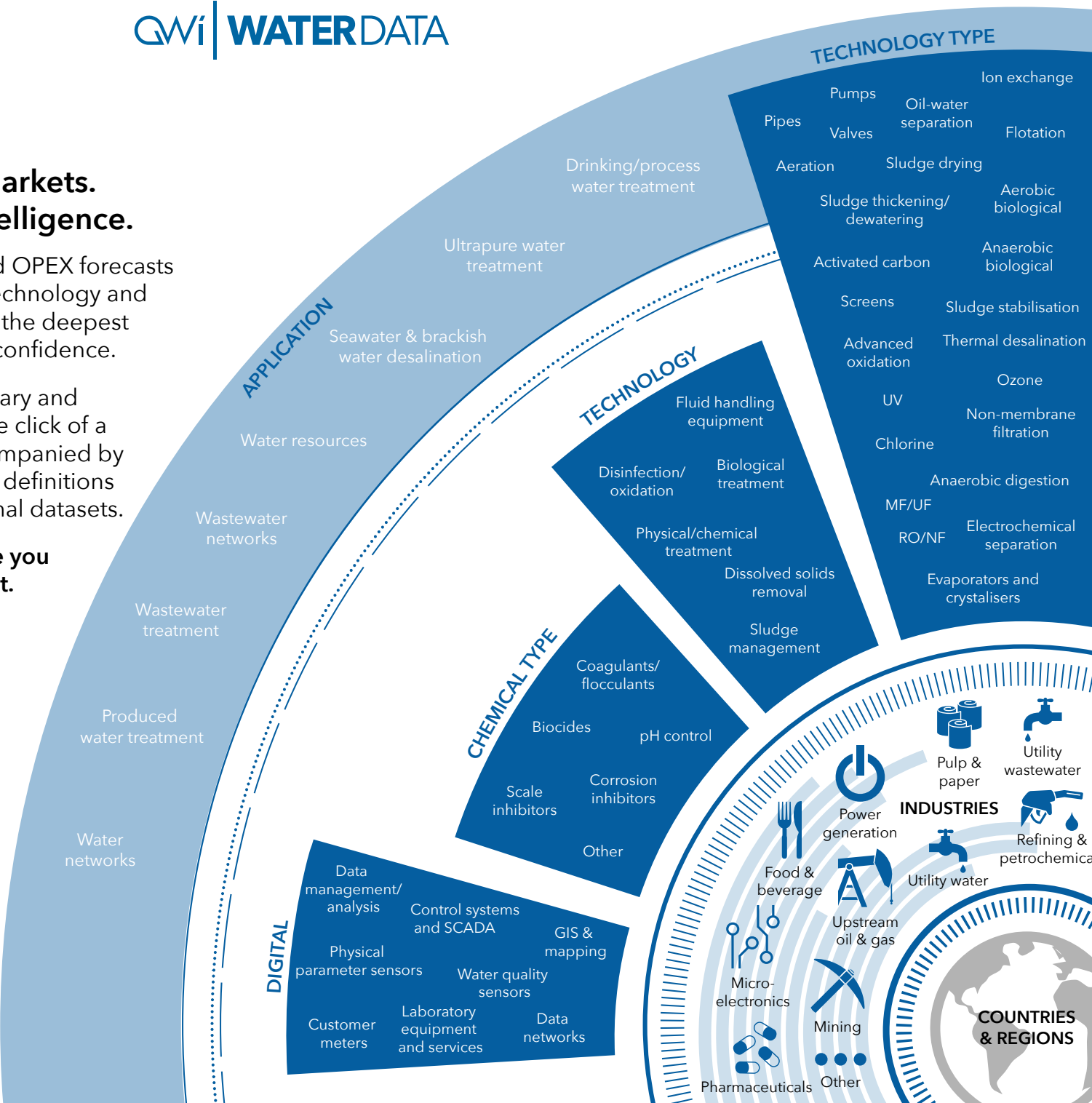
Vidjay Birdja, Product Manager, MAGNETO special anodes B.V., Evoqua

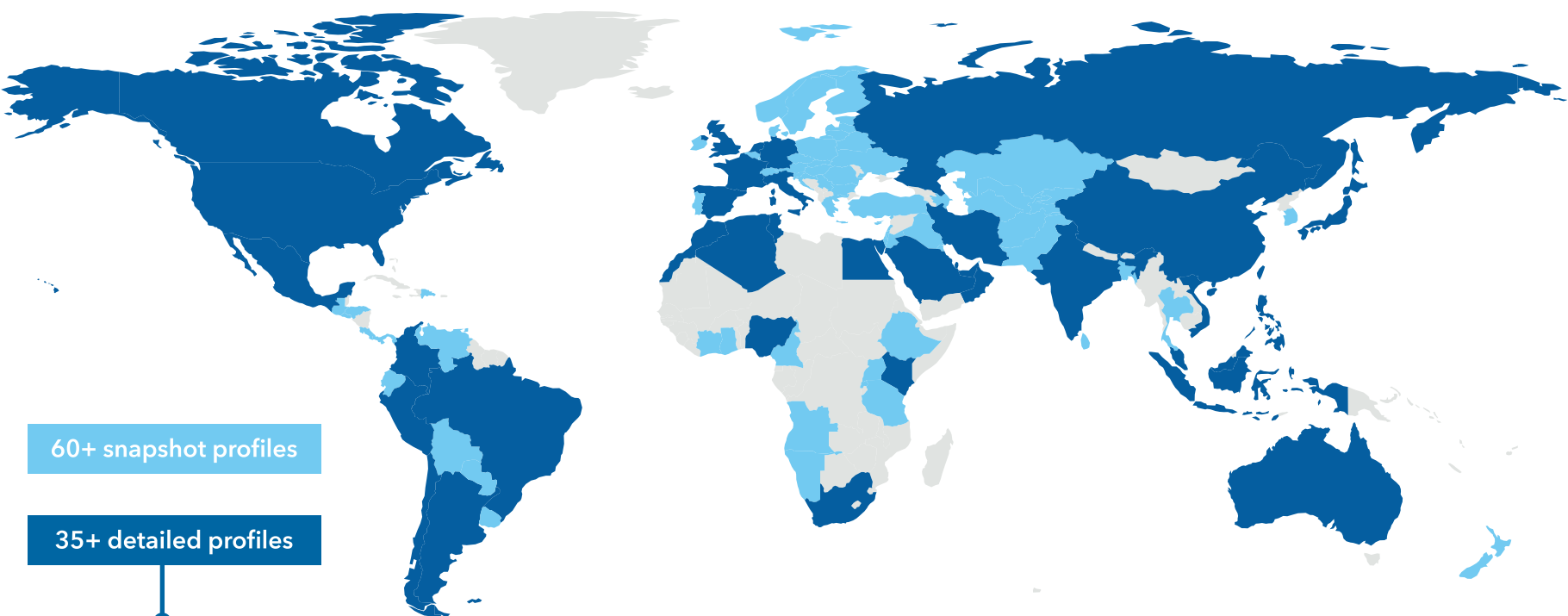
Forecasting the world’s water markets.
Updating you with the latest intelligence.

Access municipal and industrial CAPEX and OPEX forecasts for every country, region, market vertical, technology and application. Formulate strategies based on the deepest datasets available and take decisions with confidence.

GWl analysts provide continuous commentary and are on hand to answer your questions at the click of a mouse. Every chart, graph and card is accompanied by detailed explanations of methodology and definitions and references to relevant external and internal datasets.

Nothing is a ‘black box’. We will never give you a number without explaining how we got it.





60+ snapshot profiles

35+ detailed profiles

East Asia / Pacific

- Australia
- China (Mainland)
- Indonesia
- Japan
- Malaysia
- Philippines
- Singapore
- Taiwan
- Vietnam

Latin America

- Argentina
- Brazil
- Chile
- Colombia
- Mexico
- Peru

North America

- Canada
- United States

Southern Asia

- India

Europe / Central Asia

- France
- Germany
- Italy
- Netherlands
- Russia
- Spain
- United Kingdom

Africa

- Algeria
- Egypt
- Kenya
- Morocco
- Nigeria
- South Africa
- Tunisia

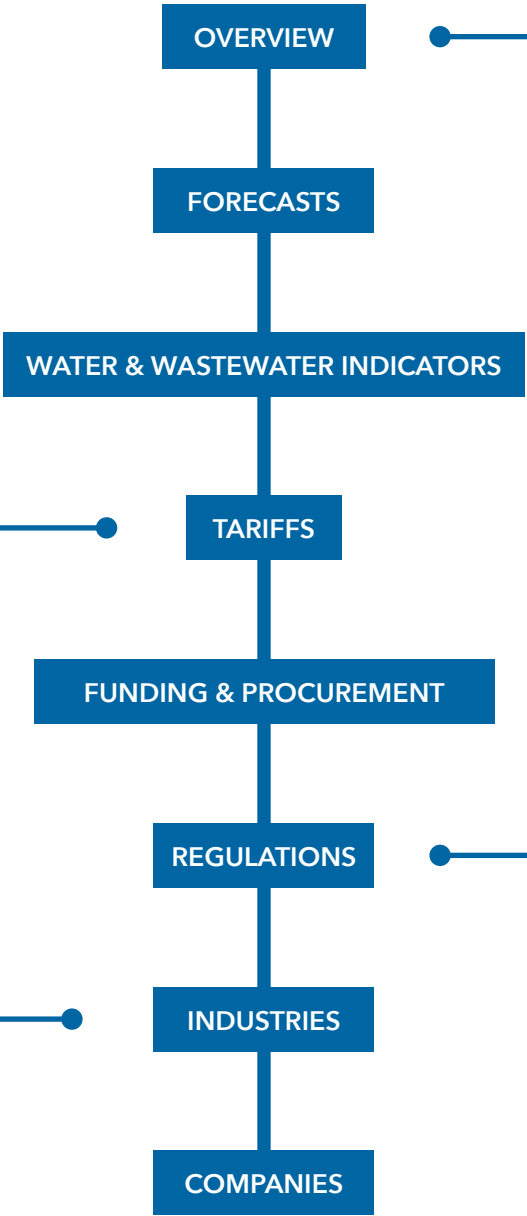
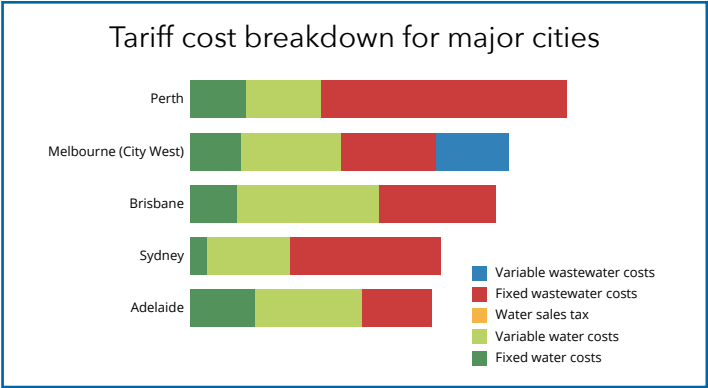
Middle East

- Iran
- Oman
- Qatar
- Saudi Arabia
- United Arab Emirates

Detailed country profiles

Explore granular market data for each country, alongside analysis of market dynamics, emerging market opportunities and challenges.

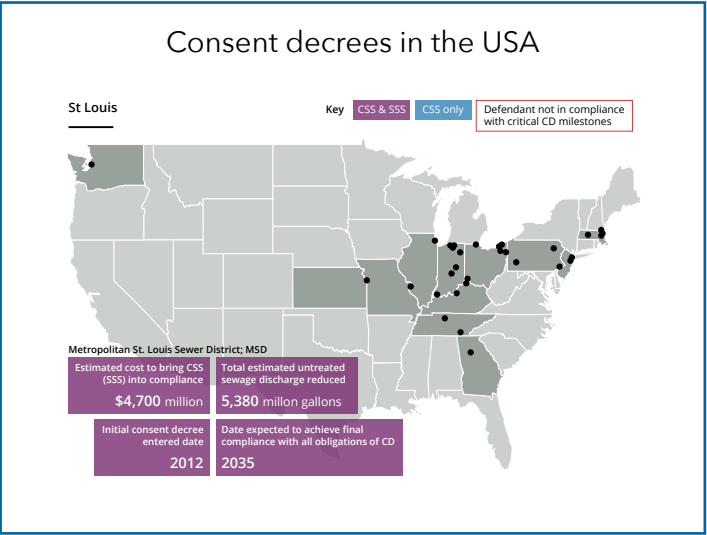
You have all the resources you need to plan, validate and execute your strategy.



Top market opportunities

India's economy, already the world's sixth largest, is also one of the world's fastest growing, with year-on-year growth projected by The World Bank to reach 7.5% in 2019. With an estimated 600 million people facing high-to-extreme water stress and environmental pollution - an increasingly politicised issue - in part a result of the activism of the National Green Tribunal (NGT) - the market offers opportunities for players across the water sector...

- WASTEWATER TREATMENT BUILDOUT ^
- 24/7 WATER SUPPLY PROJECTS v
- THE RISE OF REUSE v
- INDUSTRIAL OPPORTUNITIES v
- NEW DESALINATION MARKETS v
- DECENTRALISED WASTEWATER TREATMENT v

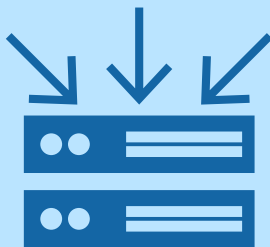




GWIDATA is to water what the Bloomberg Terminal is to finance.

By bringing GWI’s market forecasts and proprietary databases together with regular analyst commentary and direct access to third-party datasets, GWI WaterData will revolutionise the way you conduct strategic research and take big decisions.

Access comprehensive government, institutional & financial datasets on one single platform




Find local-level, translated datasets for foreign markets

住房和城乡建设部



Ministry of Housing & Urban-Rural Development

Download datasets from GWIDATA to excel



2 Market dynamics



Assess the competitive & technological landscape of your market

Corporate activity

Companies dashboard

4,800+ mergers & acquisitions

Technology investment data

Market players & partnerships
in the smart water market

Technology development

Technology trends &
market spotlights

Emerging & established
technologies by tech type

1,070+ technology company
profiles

Market position

Market maps by technology

Top 50 private water operators

Top 50 project developers

Top 100 third party equity investors
in water infrastructure

1,700+ company profiles

3,000+ PSP Projects

Local & foreign players by country

Market players by industry



We use GWI WaterData immensely when we are projecting various moves, considering potential collaboration and analysing the competitive space. The online platform is very intuitive, and its dynamic nature gives us confidence stay up to date.

Emrah Ercan, Director, Suez Water Technologies



Competitive intelligence. Scope out major players & get the story behind corporate shake-ups.

Beat the competition by accessing crucial market intelligence sooner. GWI WaterData's Companies Dashboard features a corporate calendar, M&A tracker and new & updated company profiles. Navigate from the dashboard to access detailed analysis of corporate activity and key datasets, delivering deeper insight into emerging trends, finance flows and strategic developments.

Companies dashboard

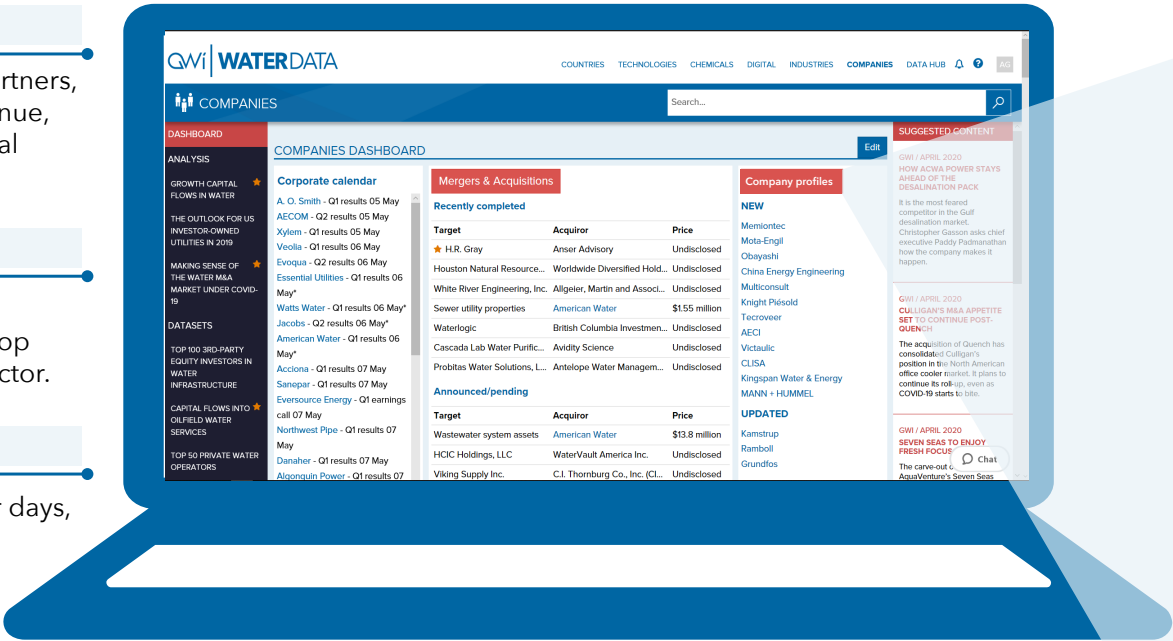
Compare competitors and potenial partners, filter companies by country, water revenue, expertise, sector, technology, and digital product.

Analysis and Datasets

Explore the latest investment trends, explained and analysed. Discover the top investors and operators in the water sector.

Corporate calendar

Discover companies' activities, investor days, conferences and more.

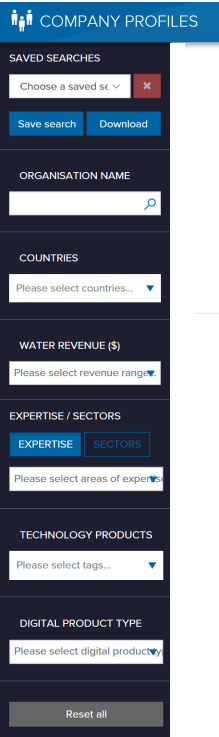


Mergers and Acquisitions

Featuring more than 5,000 deals, and updated daily, the M&A database is the most comprehensive directory of independently verified water-related acquisitions.

Companies database

More than 1,700 active companies in the global water sector are documented, alongside their business activities, financial data, M&A activity, technology activities, and involvement in private sector contracts.



Filters

Search companies by their headquarter's location, water revenues, expertise, and the industrial sectors in which they do business. Filter by manufacturers of technologies and digital products to drill down into more than 100 technology markets.

GWI WaterData provides you with regular analyst insights on technology trends, spotlight features on key technology markets and detailed breakdowns of expenditure by technology.

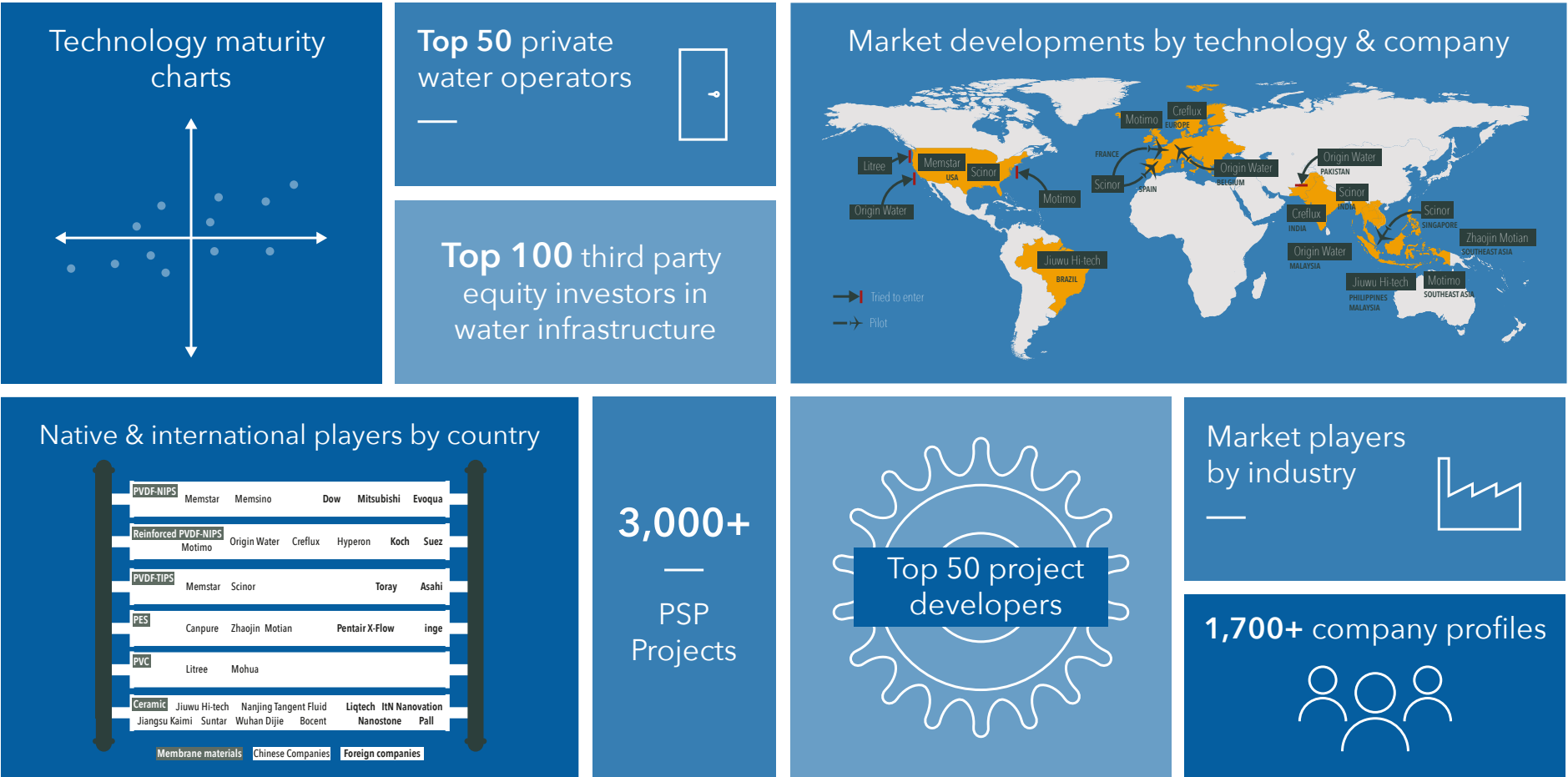
Understand emerging water sector concerns and technology needs, and track the development of new treatment techniques, so your business can be at the forefront of the latest innovations.

The diagram shows a horizontal timeline of wastewater treatment technologies, categorized from 'Established' on the left to 'Emerging' on the right. A blue bar at the bottom indicates the progression, with four small squares marking the transition points between technologies.

- Upflow anaerobic sludge blanket (UASB):** An established technology shown as a tank with a sludge blanket at the bottom and effluent at the top.
- Moving bed bioreactor (MBBR):** An established technology shown as a tank with suspended carriers and aeration system.
- Membrane bioreactor (MBR):** An established technology shown as a tank with a membrane separation barrier.
- Aerobic granular sludge:** An established technology shown as a cross-section of a granule with internal oxygen and nutrient gradients.
- Membrane aerated biofilm reactor (MABR):** An established technology shown as a tank with a biofilm on a membrane.
- Microbial fuel cells:** An emerging technology shown as a reactor with an integrated electrochemical cell.

Who works where? Chart the competitive landscape of each market with ease.

View global developer and operator rankings and identify the top investors and technology players for water and where they fit in the market. Pinpoint the untapped opportunities and profitable market niches.



3 Market access



Identify potential customers, partners and routes to opportunity

Clients

6,500+ water & wastewater utility profiles

52,000+ water & wastewater treatment plants

Tariff survey

Accessibility

Water quality, wastewater and sludge discharge regulations in 40+ countries

Analysis of procurement models in each market

Sector structure and regulation overview for 35+ countries

Partners

Profiles on local partners (engineers, EPC contractors, operators)

Profiles of technology companies

RECENTLY UPDATED Chemicals database

Featuring forecasts, analysis, market players information and market dynamics across 6 applications and 9 industries.



Grundfos is a very happy customer of yours, and I am really impressed overall with how much useful information I can find on your site.

Frederik Visti Grønbæk, Associate Specialist (Water Utility), Strategy Execution, GRUNDFOS Holding A/S




Get to know your clients with GWl WaterData.

Pull from data sources across GWl WaterData to get the complete picture of client companies and fully understand their operations, project metrics, and needs.

With thousands of utility and industrial end-user profiles in GWl WaterData, you can quickly and easy identify potential clients in your target markets.

22,000 + US Industrial facilities



6,500 + Water & wastewater utility profiles



1,200 + Industrial end users



568 cities from 186 countries in the Tariff survey



52,000 + Water & wastewater treatment plants with technology breakdown

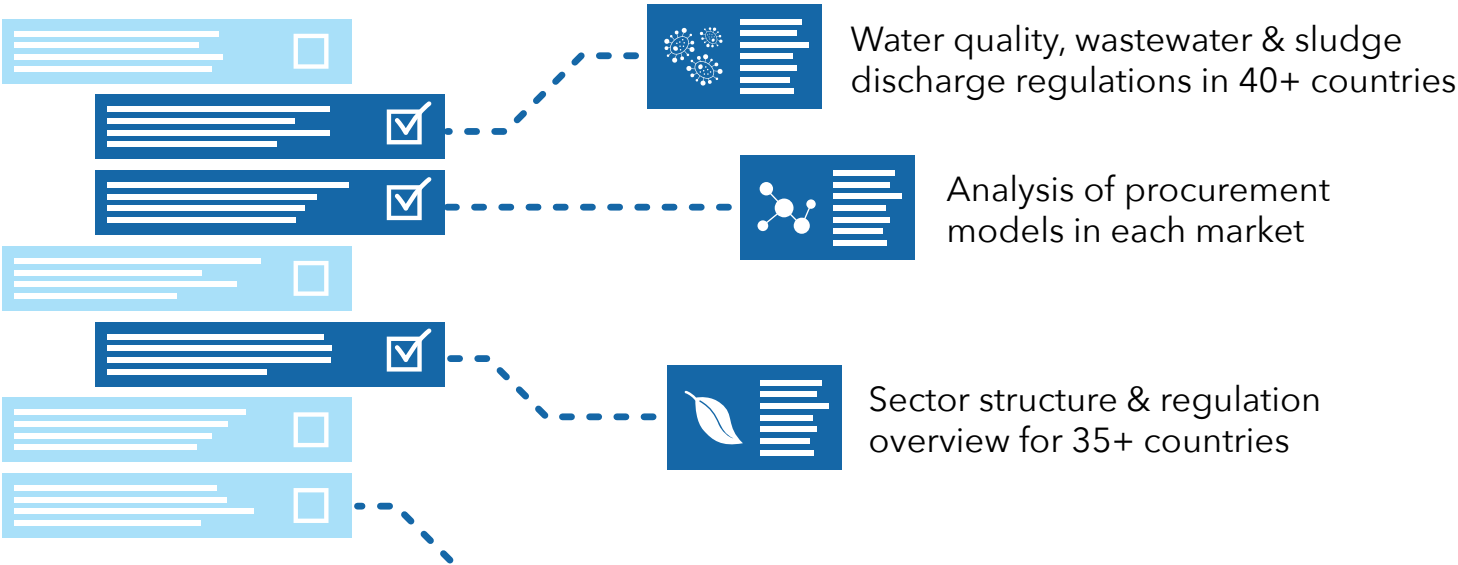


NEW

32,000+ WWTP profiles added and updated, detailing plants in China, Europe, Mexico, and Thailand.

Map out your market entry. Understand regulation and other drivers.

Get a detailed view of local market conditions, regulations and procurement models, courtesy of our team of analysts. Find the ideal market for your solutions & expertise and stay up to date with changing finance flows and water sector needs.



Example regulation: **Notification of sewage treatment plant discharge standards (Gazette no. 843, 13th October, 2017)**



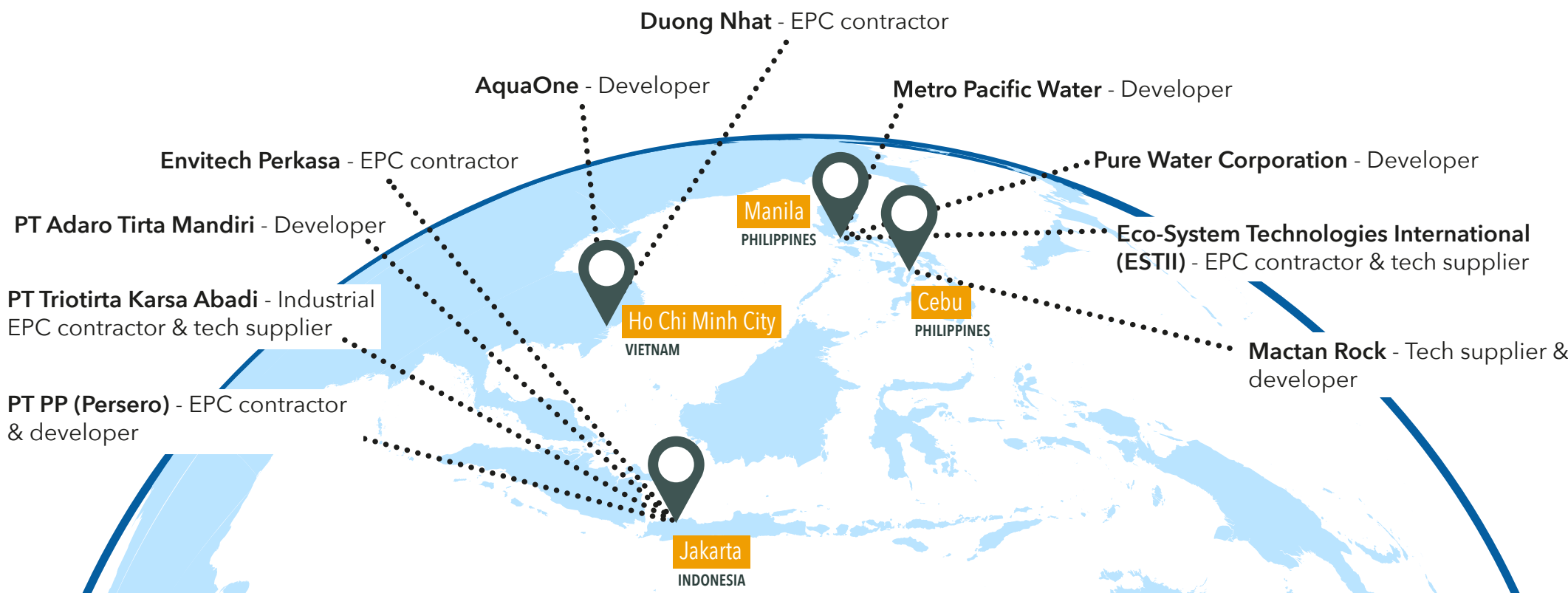
Biochemical oxygen demand ¹	20 mg/l	pH	6.5-9.0 pH
Biochemical oxygen demand ²	30 mg/l	Total suspended solids ¹	50 mg/l
Faecal coliforms	10 CFU/ml	Total suspended solids ²	100 mg/l

¹ Metro cities, ² For discharges anywhere in the country

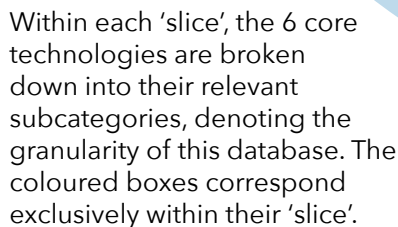


Build the best partnerships for your business.

With profiles on **local partners** (incl. engineers, EPC contractors, operators) in your target region, and **companies working in specific technology applications**, you'll have everything you need to find the business partners that will take you forward.



GWII WaterData's technology coverage allows you to get to grips with the technology sector by providing the most comprehensive coverage of the global water technology market available. The platform covers 6 key technology areas, 24 technology subcategories and features 72 product type forecasts. Users can also filter over 200 technology categories in the companies database making this the ultimate technology resource for comprehensive analysis, forecasts, company data and the breakdown of market opportunities, dynamics and access strategies.





Integrate GWI WaterData into your business operations with the support of our team.

GW i WaterData is *market research as a service*. Our customer success and analyst teams are on hand to answer your questions and make your user experience as frictionless and effective as possible.

Ask an analyst

As a subscriber, you can connect with our team of 40 in-house water industry specialists via the ‘Ask an analyst’ tool and receive detailed responses within 48 hours for all your inquiries.

Customer success

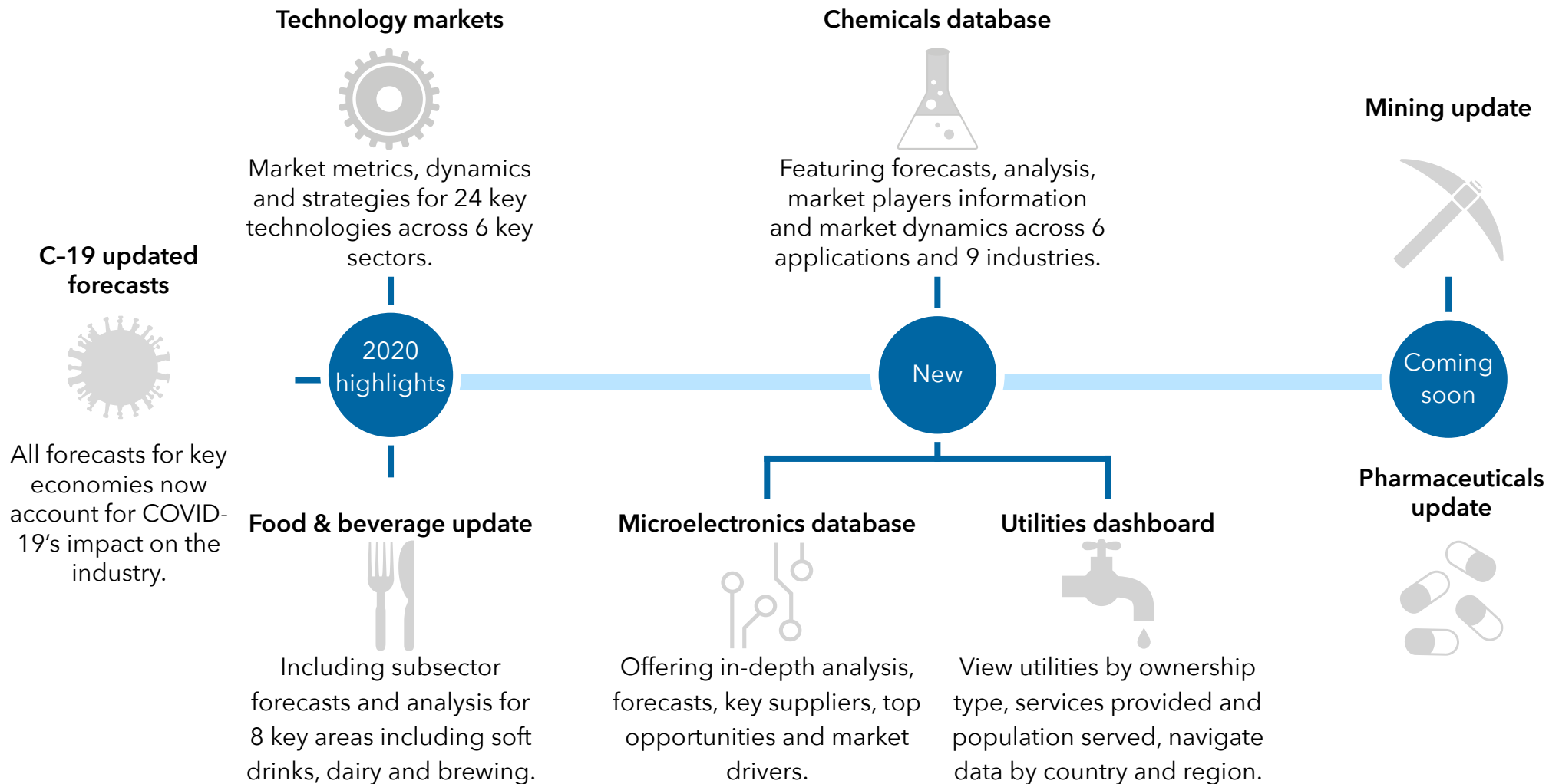
Tailor your GW i WaterData experience for your business needs by accessing detailed and comprehensive training sessions for your entire team. Our live chat service is also available to you for any quick-fire questions or for technical support.

“The customer success team have always been super responsive and helpful with my many asks and have been able to address my many specific and urgent questions. This customer service and support is one of the many aspects that definitely sets GW i apart from other data providers I have used.

A senior analyst, Global Strategic Consulting Firm

New GWI WaterData Updates for 2020-21

Just some of the new features and updates added to GWI WaterData recently:



Get in touch:



Global Water Intelligence



salesteam@globalwaterintel.com



+44 1865 204208

Testimonials

“

GWI WaterData provides us with a good overview on the market structure/dynamics, opportunities, technologies, projects and major players in each sector, as well as keeping us informed with the latest news and updates. The GWI team has also been supportive and responsive to our questions and inquiries. A great tool to have for the water market.

Sook Yen, Sibelco

“

GWI WaterData has a very wide scope. We can see water markets by country or by industries and get a mixed view. Sometimes, when we want to know the water market, we will see the market size, grow rate, drivers and constraints, opportunities, competition landscape. GWI WaterData can offer us all of this.

Christine Yu, Strategy & Business Development Office, Poten

Just some of our subscribers:



Learn more about GWI WaterData at **www.gwiwaterdata.com**.
Get in touch at **sales@globalwaterintel.com** or call us at +(0)1865 204 208
to arrange your free personalised demonstration.

www.gwiwaterdata.com